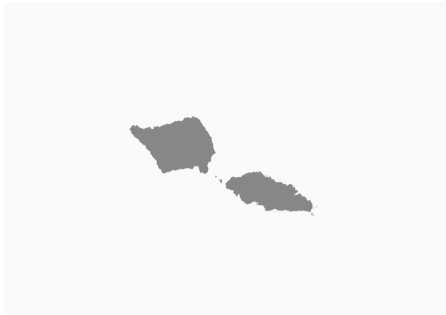


Country Profile SAMOA



2018 EPI Country Rank (out of 180)

102

EPI Score [0=worst, 100=best]

54.5

Population (millions)	0.195
Land Area (sq. km)	2,830
GDP (PPP 2011\$ billions)	1.2
GDP <i>per capita</i>	5,914
SDG Index*	—


Country Scorecard

Issue Categories

Rank


Environmental Health

95




Air Quality

93




Water & Sanitation

93




Heavy Metals

59




Ecosystem Vitality

109



Biodiversity & Habitat


141



Forests


Fisheries

38




Climate & Energy

131




Air Pollution

44



Water Resources

108



Agriculture

146



0 25 50 75 100

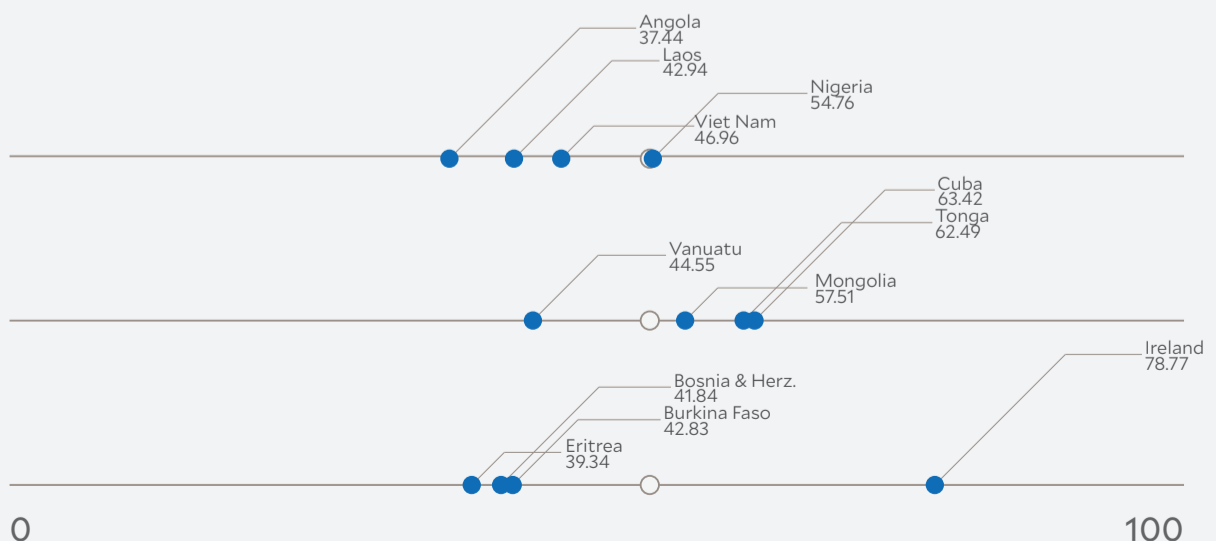
Environmental Performance Index Score

Peer Comparisons

WEALTH [GDP *per capita*]

SIMILARITY**

DEMOGRAPHICS [POP. DENSITY]



* Sustainable Development Goals Index. ** Based on k-nearest neighbors algorithm